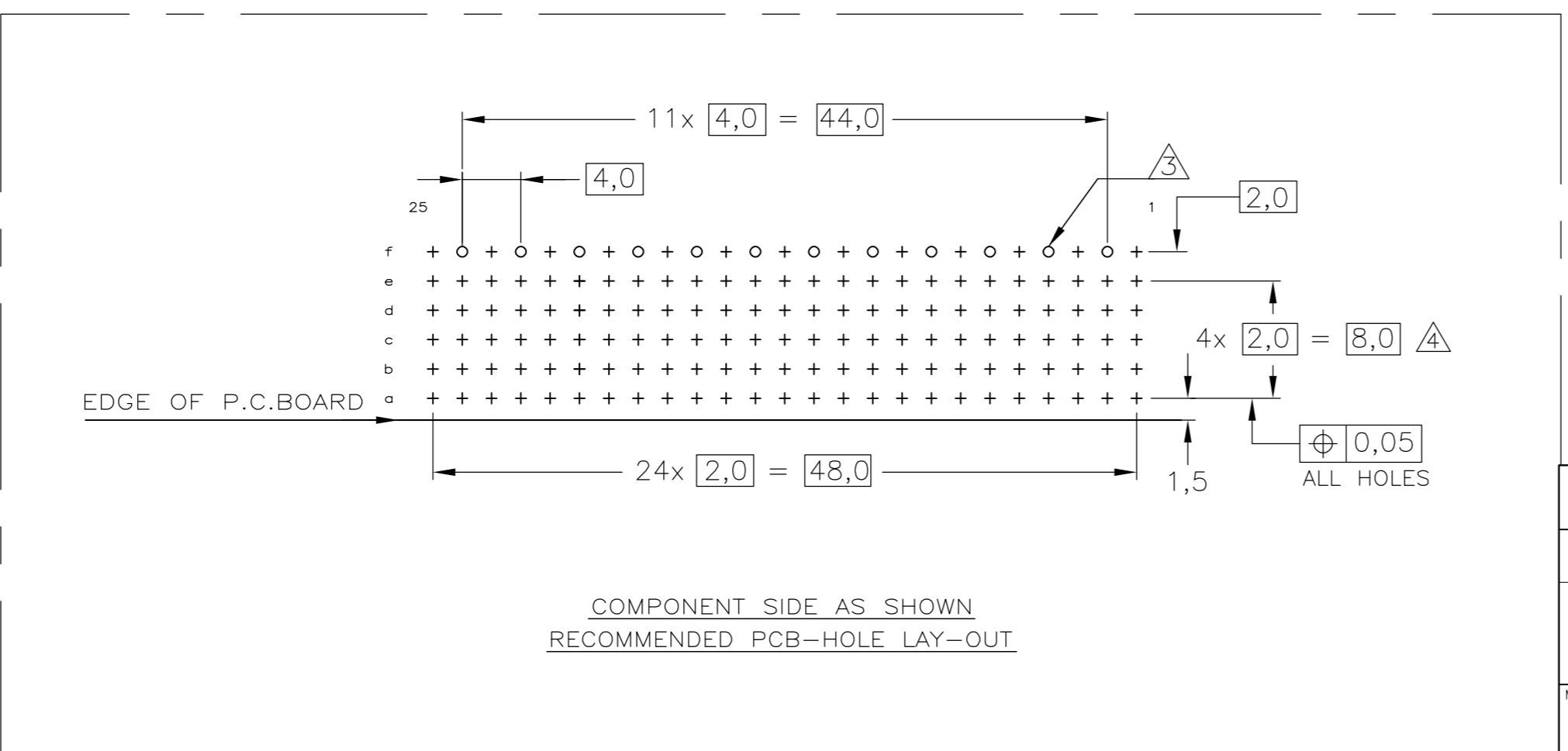
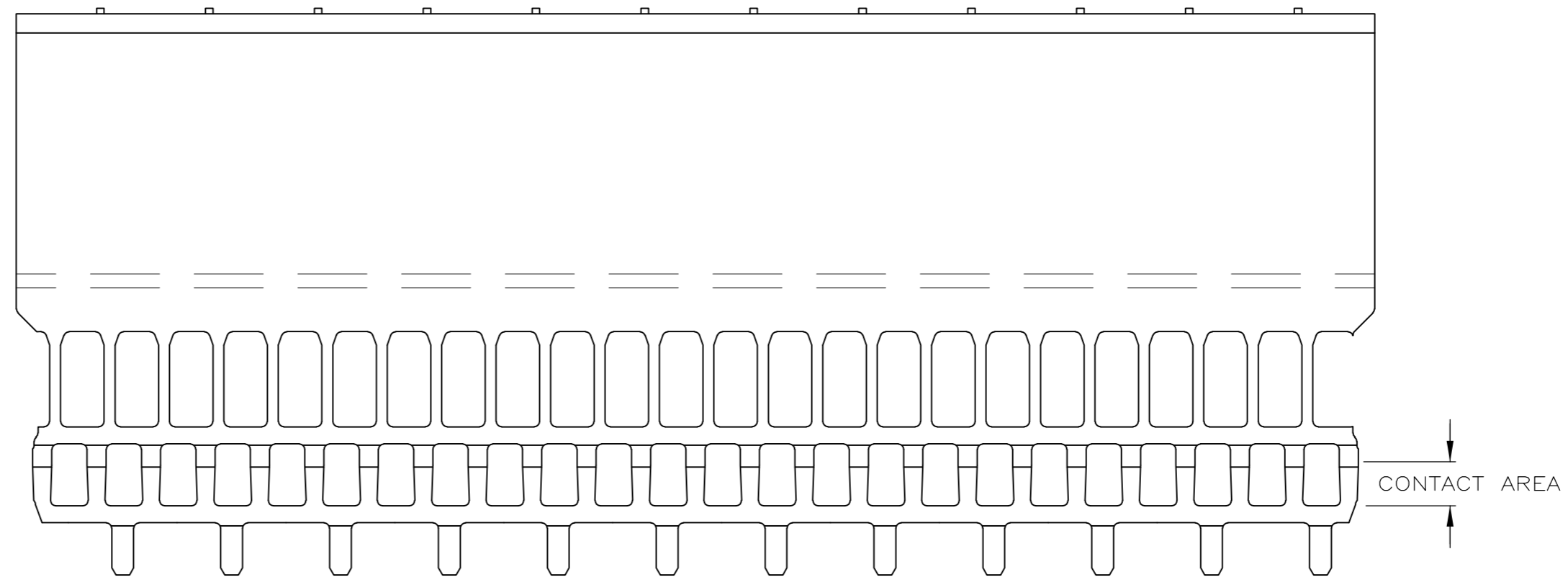
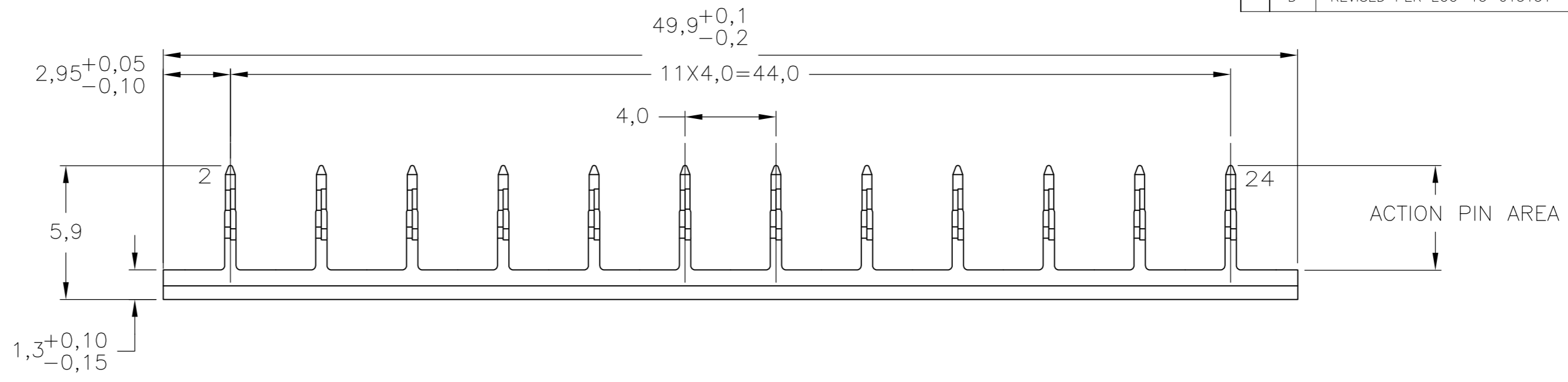
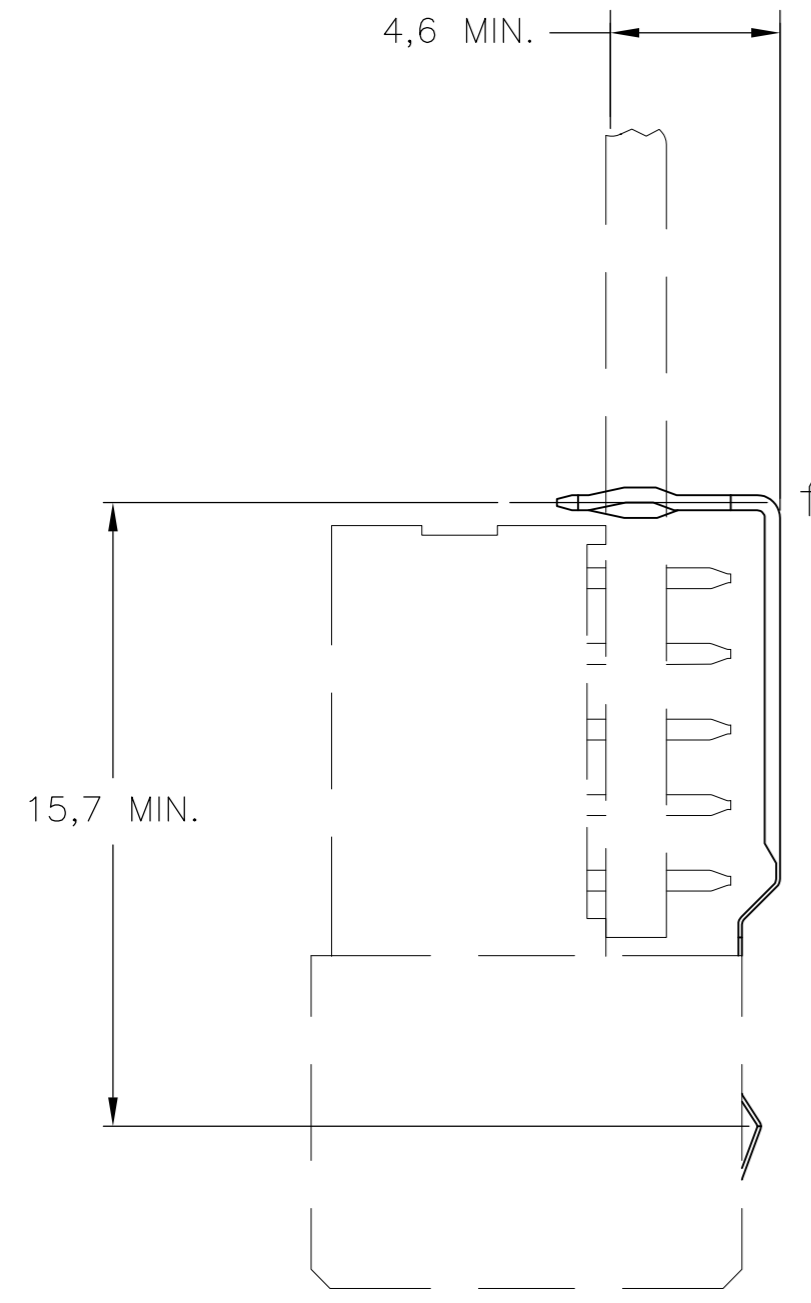


THIS DRAWING IS UNPUBLISHED. RELEASED FOR PUBLICATION
 © COPYRIGHT - By - ALL RIGHTS RESERVED.

LOC		DIST		REVISIONS			
P	LTR	DESCRIPTION		DATE	DWN	APVD	
D		REVISED PER ECO-13-015151		16DEC2013	FL	FY	



NOTES:

- ① GENERAL PLATING SPECIFICATION: UNDERPLATING (ENTIRE CONTACT): 1,27µm NICKEL MIN. AND ACTION PIN: 0,5µm TIN MIN. FOR PLATING OF MATING SURFACES SEE PERFORMANCE LEVEL SHOWN IN PART NUMBER TABLE.
- ② MATERIAL; PHOSPHORBRONZE.
- ③ ROW "f" 12 PLATED THROUGH HOLES FOR LOWERSHIELD.
- ④ HOLE PATTERN FOR FEMALE CONNECTOR TYPE B-25 COLUMNS WITH UPPERSHIELD, 125+13 PLATED-THROUGH HOLES AT 2x2mm SQUARE GRID.
- ⑤ MAX. BOARD THICKNESS 3,5 mm.
- ⑥ SHIELDS LUBRICATED WITH BELLCORE APPROVED LUBRICANT. TECHNICAL REF: TR-NWT-001217 ISSUE 1, SEPT. 1992.
- ⑦ CONFORMS TO ALL TESTING ACCORDING IEC 61076-4-101 PERFORMANCE LEVEL 2.
- ⑧ CONFORMS TO ALL TESTING ACCORDING IEC 61076-4-101 PERFORMANCE LEVEL 1.
- ⑨ CONNECTOR TESTED AND QUALIFIED AGAINST TELCORDIA GR-1217-CORE QUALITY LEVEL III, CENTRAL OFFICE APPLICATIONS.
- ⑩ 0.76µm MIN GOLD PLATING AT MATING SURFACE.

FINISH	MATERIAL	PARTNUMBER
① ③ ⑩	②	4-5338110-0
① ⑥ ⑨	②	5338110-9
① ③	②	5338110-2

THIS DRAWING IS A CONTROLLED DOCUMENT.		DWN K.N.KIRAN 13AUG04		
DIMENSIONS: mm		CHK B.MOOIJ 25MAR05		
TOLERANCES UNLESS OTHERWISE SPECIFIED: ±0.2		APVD B.MOOIJ 25MAR05	NAME	
		PRODUCT SPEC 108-19082	Z-PACK 2mm HM	
MATERIAL		APPLICATION SPEC 114-19029	GROUND RETURN LOWER SHIELD	
FINISH		WEIGHT	TYPE B-25 COLUMNS	
		CUSTOMER DRAWING	SIZE A2	RESTRICTED TO
			CAGE CODE 00779	
			DRAWING NO C=5338110	
			SCALE 5:1	
			SHEET 1 of 1	
			REV D	